

# PSk3-7 CS-F12-9

## Solar Surface Pump System

### System Overview

Head	max. 90 m
Flow rate	max. 17 m³/h

### Technical Data

#### Controller PSk3-7

- High efficiency solar pump controller
- Integrated hybrid power functions to mix solar with grid / generator power
- Integrated MPPT (Maximum Power Point Tracking)
- Multiple analogue and digital sensor
- Simple configuration with LORENTZ Assitant App
- Onboard data logging and system monitoring with real-time and historic data views
- Inbuilt water applications to manage your pumping system
- SunSensor included for unique pump and motor protection
- Active temperature management

Power	max. 8,3 kW
Input voltage	max. 850 V
Optimum Vmp**	> 575 V
Motor current	max. 13 A
Efficiency	max. 98 %
Ambient temp.	-25...60 °C
Enclosure class	IP66

#### Motor AC DRIVE CS-F 5.5kW

- Highly efficient 3-phase AC motor
- Frequency: 25...50 Hz

Efficiency	max. 78 %
Motor speed	1.400...2.850 rpm
Power factor	0,84
Insulation class	F
Enclosure class	IPX4

#### Pump End PE CS-F12-9

- Premium materials
- Centrifugal pump

Efficiency	max. 61 %
------------	-----------

#### Pump Unit PU7k CS-F12-9 (Motor, Pump End)

Water temperature	max. 70 °C****
Suction head	acc. to COMPASS sizing

### Standards



2006/42/EC, 2004/108/EC, 2006/95/EC

IEC/EN 61702:1995, IEC/EN 62253 Ed.1

The logos shown reflect the approvals that have been granted for this product family. Products are ordered and supplied with the approvals specific to the market requirements.

\*\*Vmp: MPP-voltage under Standard Test Conditions (STC): 1000 W/m² solar irradiance, 25 °C cell temperature

\*\*\*\*Special solutions available for >70 °C, please consult your distributor

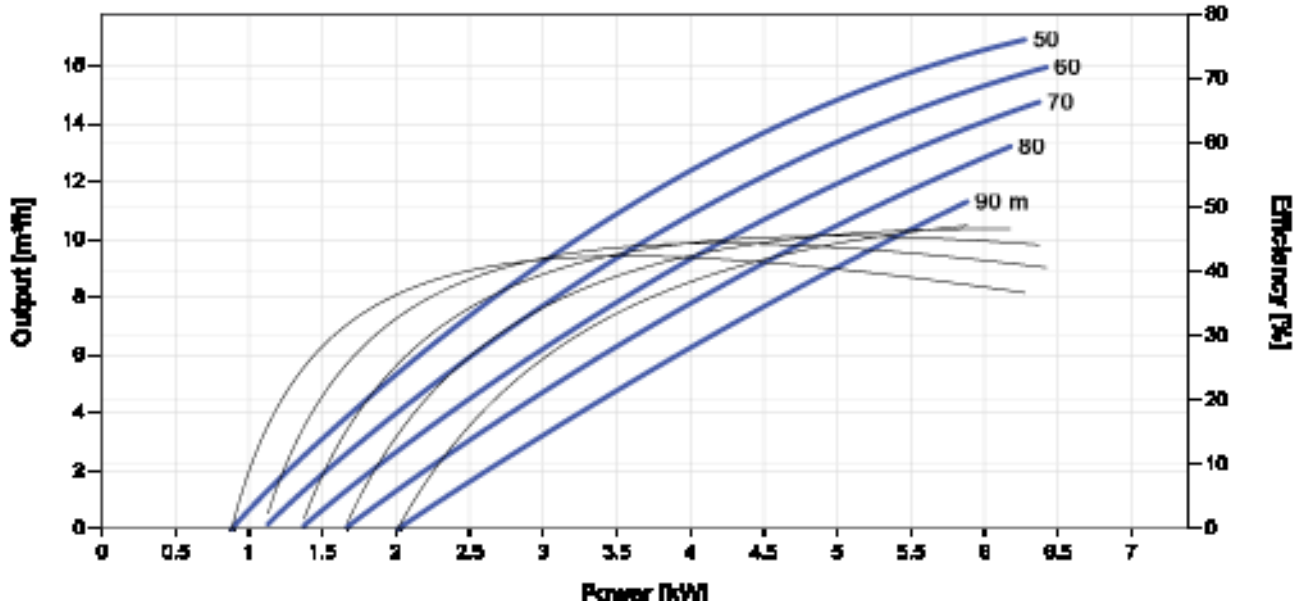


## PSk3-7 CS-F12-9

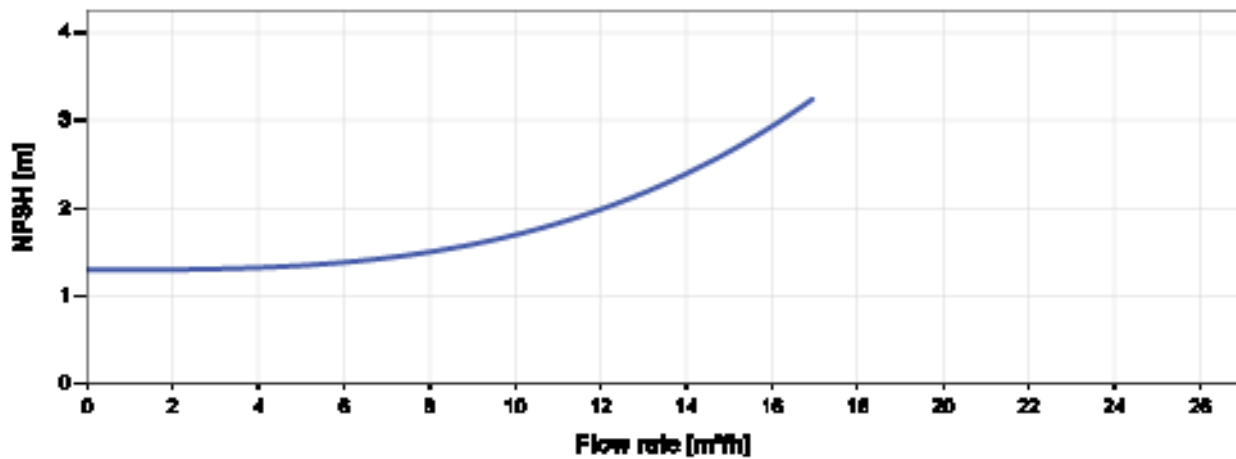
Solar Surface Pump System

### Pump Chart

Vmp\* > 575 V



### NPSH



The NPSH (Net Positive Suction Head) is NOT the operating suction head. To calculate the operating suction head please refer to the installation manual.

\*Vmp: MPP-voltage under Standard Test Conditions (STC): 1000 W/m² solar irradiance, 25 °C cell temperature



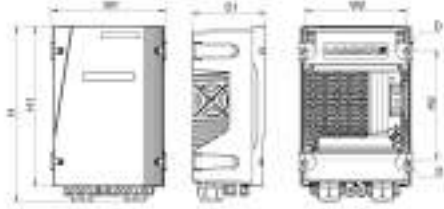
# PSk3-7 CS-F12-9

## Solar Surface Pump System

### Dimensions and Weights

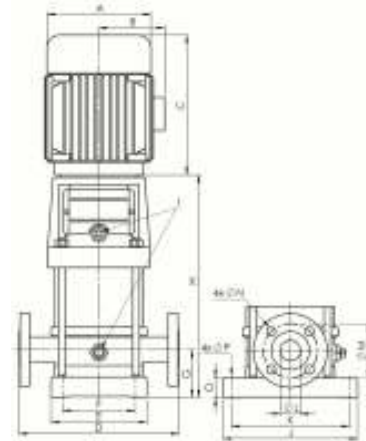
#### Controller

H = 428 mm  
 H1 = 390 mm  
 H2 = 270 mm  
 W1 = 280 mm  
 W2 = 250 mm  
 D = 6,0 mm



#### Pump Unit

A = 260 mm  
 B = 208 mm  
 C = 430 mm  
 D = 300 mm  
 E = 199 mm  
 F = 130 mm  
 G = 90 mm  
 H = 607 mm  
 I = G1/2"  
 J = 247 mm  
 K = 215 mm  
 L = 50 mm  
 M = 125 mm  
 N = 18 mm  
 O = 35 mm  
 P = 14 mm



Net weight

Controller	
Pump Unit	76 kg
Motor	59 kg
Pump End	17 kg

