

# PSk2-25 C-SJ42-12

## Solar Submersible Pump System for 6" wells

### System Overview

Head	max. 90 m
Flow rate	max. 66 m³/h

### Technical Data

#### Controller PSk2-25

- High efficiency solar pump controller
- Hybrid power (solar / grid / generator) support with LORENTZ SmartSolution
- Inputs for water meter, pressure sensors, digital switches
- Simple configuration with LORENTZ PumpScanner Android™ App
- Onboard data logging and system monitoring
- Inbuilt applications for constant pressure, constant flow and daily amount
- Integrated Sun Sensor
- Active temperature management
- Integrated MPPT (Maximum Power Point Tracking)

Power	max. 25 kW
Input voltage	max. 850 V
Optimum Vmp**	> 575 V
Motor current	max. 40 A
Efficiency	max. 98 %
Ambient temp.	-30...50 °C
Enclosure class	IP66

#### Motor AC DRIVE SUB 6" 18.5kW

- Highly efficient 3-phase AC motor
- Frequency: 25...50 Hz
- Premium materials, stainless steel: AISI 304
- No electronics in the motor

Efficiency	max. 84 %
Motor speed	1.400...2.850 rpm
Power factor	0,87
Insulation class	F
Enclosure class	IP68
Submersion	max. 150 m

#### Pump End PE C-SJ42-12

- Non-return valve
- Premium materials, stainless steel: AISI 304
- Centrifugal pump

Efficiency	max. 73 %
------------	-----------

#### Pump Unit PUK2-25 C-SJ42-12 (Motor, Pump End)

Borehole diameter	min. 6,0 in
Water temperature	max. 30 °C****

### Standards



2006/42/EC, 2004/108/EC, 2006/95/EC

IEC/EN 61702:1995, IEC/EN 62253 Ed.1

The logos shown reflect the approvals that have been granted for this product family. Products are ordered and supplied with the approvals specific to the market requirements.

\*\*Vmp: MPP-voltage under Standard Test Conditions (STC): 1000 W/m² solar irradiance, 25 °C cell temperature

\*\*\*\*Special solutions available for >30 °C, please consult your distributor

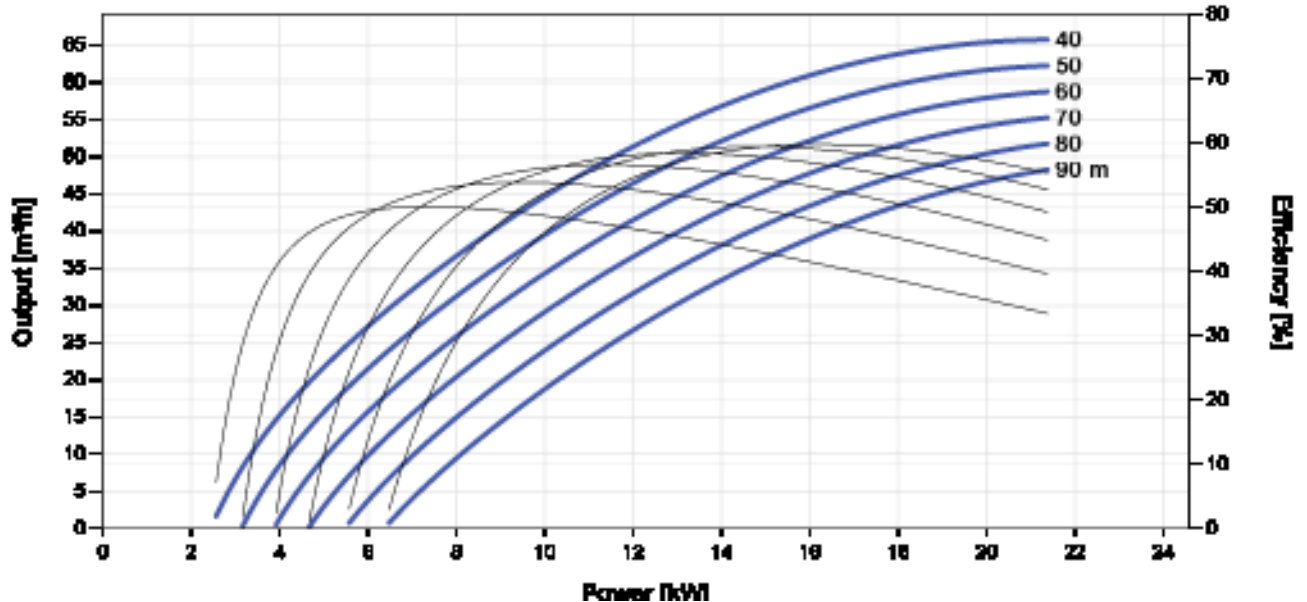


# PSk2-25 C-SJ42-12

Solar Submersible Pump System for 6" wells

## Pump Chart

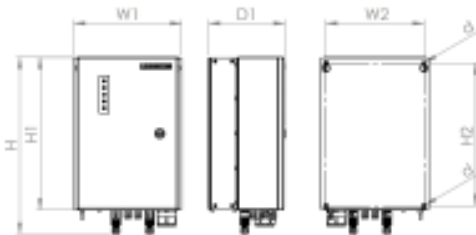
V<sub>mp</sub>\* > 575 V



## Dimensions and Weights

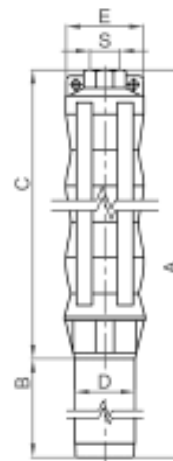
### Controller

H = 500 mm  
H1 = 450 mm  
H2 = 421 mm  
W1 = 320 mm  
W2 = 290 mm  
D = 9,0 mm  
D1 = 226 mm



### Pump Unit

A = 2.655 mm  
B = 1.018 mm  
C = 1.637 mm  
D = 143 mm  
E = 150 mm  
S = 3 in



	Net weight
Controller	18 kg
Pump Unit	100 kg
Motor	73 kg
Pump End	27 kg

\*V<sub>mp</sub>: MPP-voltage under Standard Test Conditions (STC): 1000 W/m² solar irradiance, 25 °C cell temperature

