

PS2-600 HR-03

Solar Submersible Pump System for 4" wells

System Overview

| | |
|-----------|----------------|
| Head | max. 120 m |
| Flow rate | max. 0,45 m³/h |

Technical Data

Controller PS2-600

- Controlling and monitoring
- Control inputs for dry running protection, remote control etc.
- Protected against reverse polarity, overload and overtemperature
- Integrated MPPT (Maximum Power Point Tracking)
- Battery operation: Integrated low voltage disconnect

| | |
|-----------------|--------------|
| Power | max. 0,70 kW |
| Input voltage | max. 150 V |
| Optimum Vmp** | > 68 V |
| Motor current | max. 13 A |
| Efficiency | max. 98 % |
| Ambient temp. | -40...50 °C |
| Enclosure class | IP68 |

Motor ECDRIVE 600-HR

- Maintenance-free brushless DC motor
- Water filled
- Premium materials, stainless steel: AISI 304/316
- No electronics in the motor

| | |
|------------------|-----------------|
| Rated power | 0,70 kW |
| Efficiency | max. 92 % |
| Motor speed | 900...3.300 rpm |
| Insulation class | F |
| Enclosure class | IP68 |
| Submersion | max. 150 m |

Pump End PE HR-03***

- Non-return valve
- Premium materials, stainless steel: AISI 304/316
- Helical rotor pump

| | |
|------------|-----------|
| Efficiency | max. 55 % |
|------------|-----------|



Pump Unit PU600 HR-03 (Motor, Pump End)

| | |
|-------------------|-------------|
| Borehole diameter | min. 4,0 in |
| Water temperature | max. 50 °C |

Standards



2006/42/EC, 2004/108/EC, 2006/95/EC

IEC/EN 61702:1995, IEC/EN 62253 Ed.1

The logos shown reflect the approvals that have been granted for this product family. Products are ordered and supplied with the approvals specific to the market requirements.

**Vmp: MPP-voltage under Standard Test Conditions (STC): 1000 W/m² solar irradiance, 25 °C cell temperature

***Specify temperature range on order

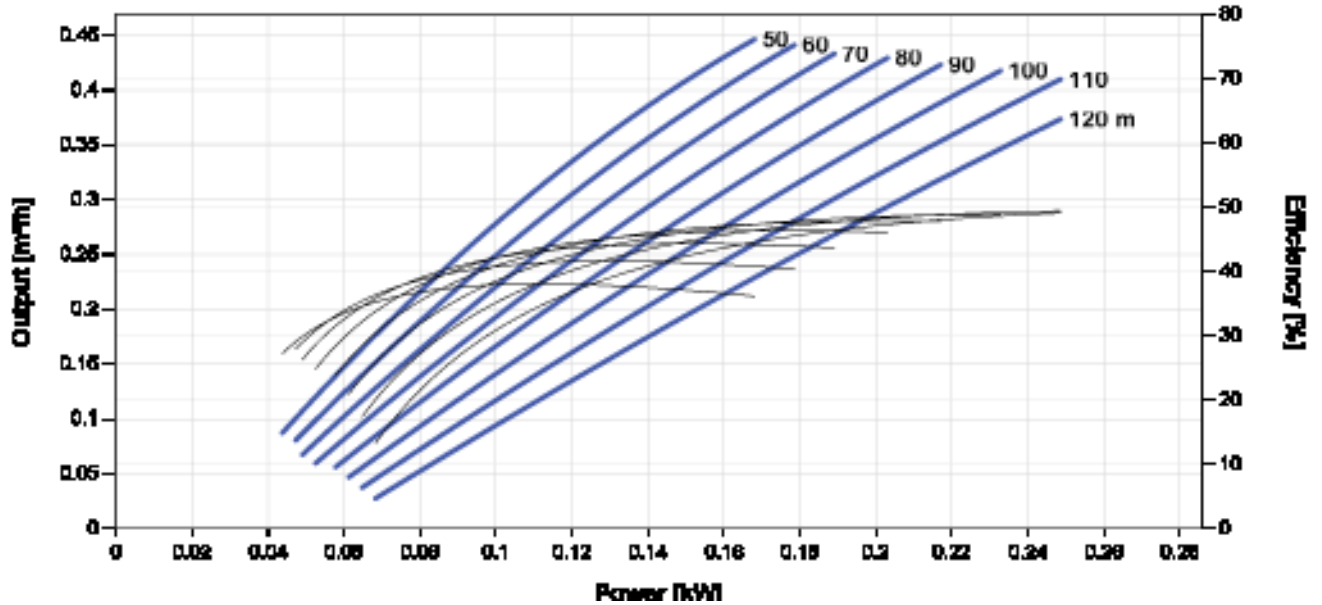


PS2-600 HR-03

Solar Submersible Pump System for 4" wells

Pump Chart

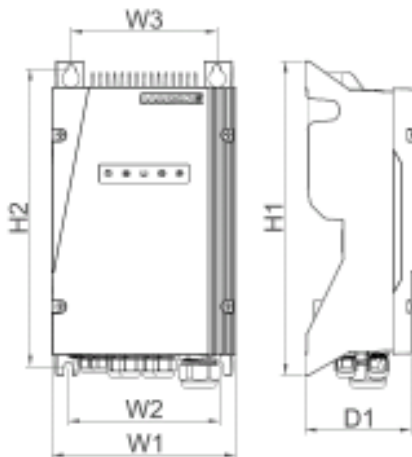
Vmp* > 68 V



Dimensions and Weights

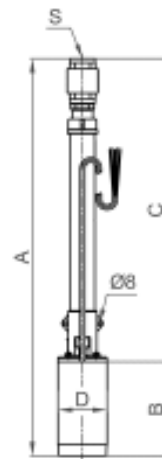
Controller

- H1 = 352 mm
- H2 = 333 mm
- W1 = 207 mm
- W2 = 170 mm
- W3 = 164 mm
- D1 = 124 mm



Pump Unit

- A = 780 mm
- B = 185 mm
- C = 595 mm
- D = 96 mm
- S = 1,25 in



| | Net weight |
|------------|------------|
| Controller | 5,6 kg |
| Pump Unit | 11 kg |
| Motor | 7,0 kg |
| Pump End | 4,2 kg |

*Vmp: MPP-voltage under Standard Test Conditions (STC): 1000 W/m² solar irradiance, 25 °C cell temperature

